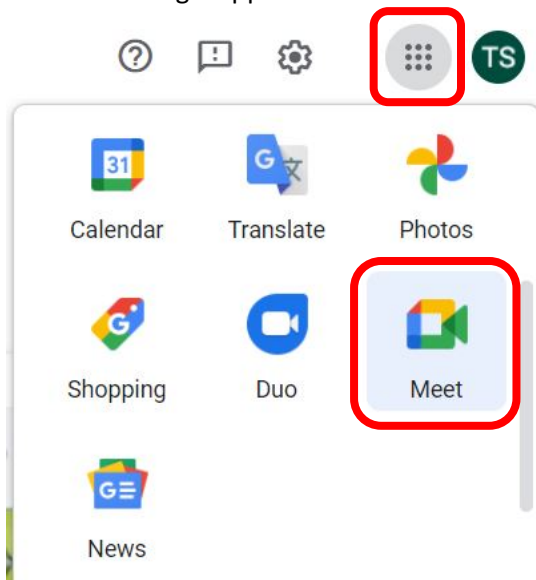


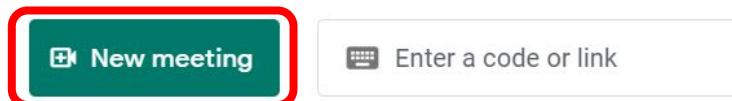


## STEP BY STEP GUIDE TO SET UP GOOGLE MEET FOR COLLABORATIVE LEARNING

1. Log in to your personal Gmail account.
2. Go to the Google apps and select **“Meet”**

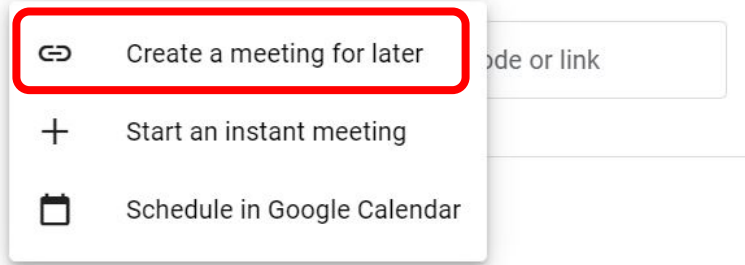


3. Select **“New meeting”**



[Learn more about Google Meet](#)

4. Select **“Create a meeting for later”**



5. Copy the link and share with your group mates / teachers

