

Finding Humour



Laugh a Little!

Finding the whimsical, incongruous and unexpected; being able to laugh at yourself.

Name: _____ ()




Class:

Finding Humour

Worksheet 1

Task: Examine the following comic pictures and answer the questions below.

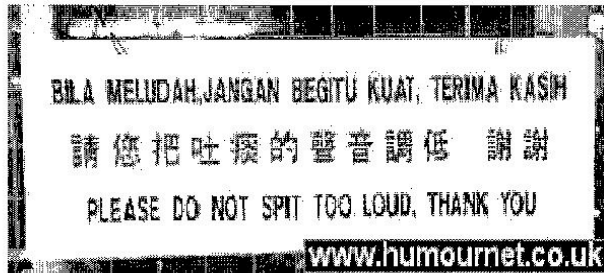
1. What makes them humorous/funny?



2. Choose one that you think is the funniest and be prepared to share it with the class.

Worksheet 2: Defining Habits of Mind

FINDING HUMOUR



Date _____

Name _____

Class _____

Recall what the word means.

Use a dictionary to look up and record the definition of the word. Include the origin of the word.

Use a thesaurus to look up and record synonyms of the word.

Tell why it is important to have this HOM for the diverse perspectives, cultural differences, and different challenges faced by people in our community.

Worksheet 3: Guided Reflection on Finding Humour.

To be reflective means to mentally **wander** through where you have been and try to make some sense out of it.

After you have watched the funny and humorous video clips do a short reflection based on the following prompts:

1. Discuss with your friends what made the video clips funny and what are some of the things that made you laugh. Pen down your discussion points:

2. Send a short letter to yourself explaining your favourite funny moment in the video and who you would recommend it to and why.

Dear _____

I watched a funny video clip today. For me the most hilarious part was _____

I think I should get _____ to watch this because he/she _____

It would really _____

3. Which of the following is important to you with regard to humour?

- Feeling good.
- Raising the spirit of others.
- Being able to see the funny side of situations and laughing at myself as well as at others.
- Everything.

Pen down your thoughts about your choice/s:

Finding Humour: Laughing at one's self**Worksheet 4**

Movie: Ms Congeniality

Task: Watch the video clips extracted from the movie closely and answer the following questions.

Clip 1: Top 10 Finalists of Ms United States Beauty Pageant

1. What happened to Gracie after her name was announced?

2. How would you feel if you are in Gracie's situation?

Clip 2: Show your Talent segment

3. What happened to Gracie's 'props' for her talent segment?

4. How would you feel if you are in Gracie's situation?

5. What did Gracie do to overcome her problem?

Clip 3: Top 5 Finalists - Interview segment

6. What habit of mind did Gracie exhibit? Give evidence.

7. How do you feel when you use this habit? How do you make others feel?

Worksheet 5

Finding humour

Model Profession:



The clown makes us look at the lighter side of life and helps people enjoy themselves. Sometimes a clown can make us laugh at ourselves by making us think about some of the funny things people do.

Model Individual:



Charlie Chaplin was the most famous comedian in the world during the early years of film. He was also a talented writer and director. Many of Chaplin's comedies made insightful comments about the world in which his audience lived. His sense of humour continues to inspire and entertain today.

Model quote:

"Laughter is the shortest distance between two people."

Victor Borge

Worksheet 6

Role-play the following scenario:

Title: Insults R Us

Ah Seng, Muthu and Ahmad have met each other after the school holidays at a classmate's birthday party.

Ah Seng (smirking and shaking his head): Eh. Muthu! Haven't seen you for so long! You better take it easy on the ice cream. You look so fat that sumo wrestlers will look skinny next to you!

Muthu (looking angry): Funny is it ? You don't talk okay? Why? Want to show off your body in front of the girls is it? Ha! Ha! Don't stand near the noodles. They might mistake you for chopstick! And your hair. Ha! Ha! Like chicken!

Ahmad (snorting and laughing out loud): Ha! You are both ugly like pigs and your bodies are even uglier! Look at me I'm handsome!

Ah Seng and Muthu are staring angrily at each other close to coming to blows. They stop and stare at Ahmad who really is good looking.

Ah Seng (to Ahmad): Step outside if you have guts. I teach you to laugh at me pretty boy! Let me rearrange your face and make it really handsome. **(To Muthu)** You watch out fatty! I get you next time.

Ahmad (looking scared): Eh! I'm joking!

Muthu: Anytime chopstick! Chicken head! Cluck! Cluck! Cluck! Cluck!

Ahmad and Ah Seng get into fistfight and the whole party is spoiled.

After your role-play, rewrite this same scene but this time with all the characters demonstrating the use of the HOM, Finding Humour. How will it turn out?

Write out your role-play neatly and hand it in to your teacher by attaching it to the original version. You may give your own play a nice title to reflect its use of Finding Humour.

Let's Reflect!

How Good Am I in Finding Humour?

- ❖ Read the rubrics given below.
- ❖ Reflect on the thought processes and actions in your daily life.
- ❖ For each criteria, circle the relevant box which best describes you.
- ❖ After completing the rubrics, share the self-assessment with your group partner.

Criteria	Level		
	1	2	3
Able to laugh at situations and myself	Rarely	Sometimes	Most of the time
Appreciates humour	Rarely	Sometimes	Most of the time
Able to distinguish between situations of human frailty and truly funny situations	Unable to see the difference	Makes an effort to distinguish between the two	Shows compassion for human frailty and laughs at appropriate situations
Makes effort to uplift and encourage others with humour	Rarely	Sometimes	Usually raises the spirits of friends/ group member with humour

What I would like to share with my friends and family members about this Habit of Mind:
